

WHĀNAU DIRECT

2017-2018



Te Pou Matakana
COMMISSIONING AGENCY

The Whānau Direct programme offers an annual tailored grant of up to \$1,000 in value per whānau to enhance their capability to access goods and services to meet their immediate needs. This infographic provides a brief summary of the outcomes achieved by whānau who received a Whānau Direct grant during 2017-2018 (1st July 2017 to 30th June 2018). This infographic displays the immediate outcomes achieved by whānau at the outcome domain level and at the whānau outcome level across Te Ika a Māui (North Island) and within each of the six TPM regions (Te Tai Tokerau, Tāmaki Makaurau, Hauraki-Waikato, Waiariki, Te Tai Hauāuru and Ikaroa-Rāwhiti).

TE IKA A MĀUI (NORTH ISLAND)

SIX REGIONS **3,256** applications
4,928 outcomes achieved

- TE TAI TOKERAU
17% Applications | 905 Outcomes
- TĀMAKI MAKĀURAU
14% Applications | 792 Outcomes
- HAURAKI-WAIKATO
13% Applications | 721 Outcomes
- WAIARIKI
15% Applications | 786 Outcomes
- TE TAI HAUĀURU
18% Applications | 926 Outcomes
- IKAROA-RĀWHITI
23% Applications | 798 Outcomes



DEMOGRAPHICS OF APPLICANTS

62%
25 - 64 years
of age

64%
Female

60%
Unemployed

74%
Māori

6% Pākehā
2% Pacific

90%
Household income of
\$40,000 or less

OUTCOME DOMAINS

Whānau
Standards of
Living

Whānau
Health

Whānau
Participation
in the
Community

Whānau
Knowledge

Whānau
Relationships

Whānau
Engagement
in Te Ao
Māori



43%



31%



12%



8%



4%



2%

TOP 5 WHĀNAU OUTCOMES

TE IKA A MĀUI

- Improved management of physical or personal health (**22%**)
- Increased access to basic furnishings or amenities (**12%**)
- Increased access to better housing standards (**10%**)
- Improved access to safer transport options (**9%**)
- Improved access to community resources or networks (**6%**)

The following illustrates the achievement of outcomes for each region by outcome domain and the top 5 whānau outcomes.

Whānau Standards of Living



Whānau Health



Whānau Participation in the Community



Whānau Knowledge




Whānau Relationships



Whānau Engagement in Te Ao Māori



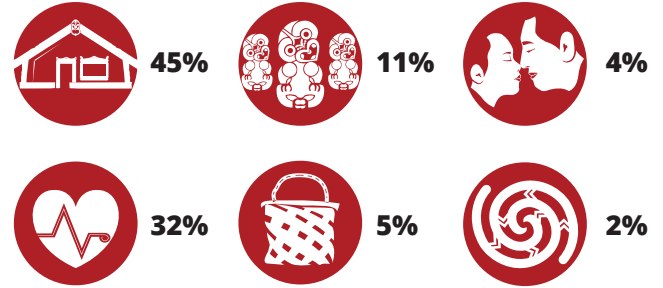
TE TAI TOKERAU



TOP WHĀNAU OUTCOMES

- Increased access to basic furnishings or amenities (16%)
- Improved housing standards (13%)
- Improved physical or personal health (9%)
- Improved whānau household income (7%)
- Improved access to safer transport options (6%)

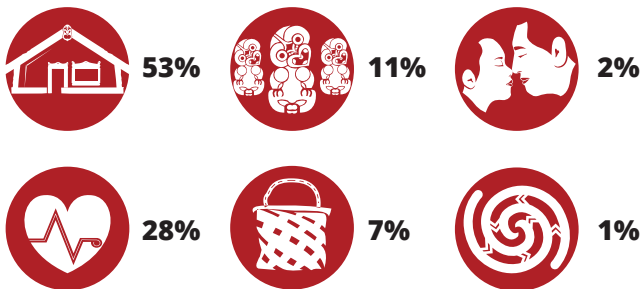
TĀMAKI MAKAURAU



TOP WHĀNAU OUTCOMES

- Improved housing standards (15%)
- Increased access to physical or personal health services (14%)
- Improved management of physical or personal health (10%)
- Increased access to basic furnishings or amenities (8%)
- Improved family or social health (5%)


HAURAKI-WAIKATO



TOP WHĀNAU OUTCOMES

- Increased access to basic furnishing or amenities (24%)
- Improved physical or personal health (17%)
- Increased access to safer transport options (8%)
- Improved housing standards (8%)
- Improved access to whānau employment (7%)


WAIARIKI



TOP WHĀNAU OUTCOMES

- Improved housing standards (14%)
- Improved management of physical or personal health (13%)
- Improved physical or personal health (12%)
- Increased basic furnishings or amenities (8%)
- Better financial management (5%)

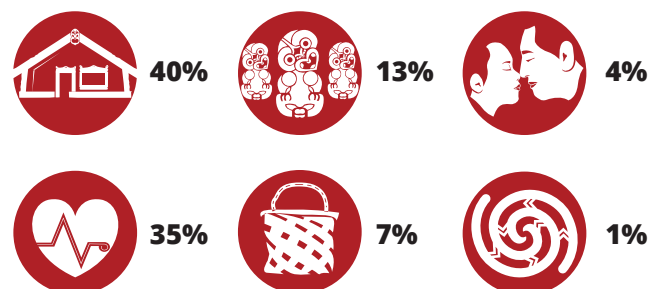
TE TAI HAUĀURU



TOP WHĀNAU OUTCOMES

- Improved physical or personal health (15%)
- Increased access to physical or personal health services (9%)
- Improved housing standards (9%)
- Increased access to basic furnishings or amenities (6%)
- Improved access to safer transport options (6%)

IKAROA-RĀWHITI



TOP WHĀNAU OUTCOMES

- Improved physical or personal health (17%)
- Increased access to basic furnishings or amenities (13%)
- Improved access to safer transport options (13%)
- Improved access to community resources/networks (6%)
- Improved housing standards (6%)